

# Dental Health Educators Newsletter

DH Methods of Education, Inc.

May Issue 2015

## CODA Guidelines for the Self-Study Document

by Cindy Biron Leiseca

Those who are up for a CODA accreditation site visit within the next two years received a notice informing them of the current format for self-study documents.

As you read through the following list, please put yourself in the place of the visiting site team who has the immense responsibility of reading through the documents. Think about how cumbersome it can be to handle books that are too heavy and/or to juggle so many smaller books, all which often have slippery covers. Slippery covers cause slipping and sliding of the books so much they are easily dropped. And too many books means too much to keep track of when trying to find related documentation that demonstrates compliance with each standard.

The narrative in the main self-study book should be as succinct as possible. Really long sentences and repetition of statements does not reinforce the information, it makes it a redundant read that overwhelms the reader. It needs to be a **"User friendly document"** not an "Overly complicated document". Excellent sentence structure is imperative. Getting an English major or writer to proof the document is ideal.

The header on the notice contained a picture of a stop sign:



Then the big question:

**"Does your Self Study have all of the following:**

- A **Cover Page** that identifies the program for **each** physical book?
- **Sequential Page Numbers** throughout **each** physical book?
- A **Tab** for **each** standard, exhibit section (i.e. "Standard 1 Exhibits, etc.) and course in the curriculum?

*In this issue:*

<i>In the Spotlight</i>	3
<i>Most Frequently Cited</i>	4
<i>DH Clinic Key</i>	6
<i>Camp Registration</i>	9

- As few physical books as possible?

(Please note, for Allied Self Studies **ONLY**, the 200 page limit no longer applies. However, please make sure that site visitors will be able to easily navigate these physical books. Please limit your documents to what is requested to demonstrate compliance.)

- **ONE** digital file (PDF or Word) per physical book submitted?

(Please note, for Allied Self Studies **ONLY**, the 20 MB file size limit no longer applies.)

*Continued on Page 2*



[www.ghartzellandson.com](http://www.ghartzellandson.com)

by DenMat

Simply  
Hygiene™

Call Toll Free  
1.844.471.7814

[support@simplyhygiene.com](mailto:support@simplyhygiene.com)



The mission of Simply Hygiene is to provide support, innovation and education to dental hygienists and students. We are pleased to offer a school program that can assist you with the selection and assembly of student instrument and supply kits.

- One source for supplies and instrument kits: As the exclusive distributor of The Sharpening Horse, we can include these in your kit! Instruments, disposables, dental materials & equipment can be customized for your student kits.
- Special student and school pricing [www.SimplyHygiene.com](http://www.SimplyHygiene.com)
- Individual accounts for students
- Guest speakers: Let us help you arrange guest lecturers or product presentations for your classes. We can help introduce the latest technology and trends.

DENTSPLY  
PROFESSIONAL  
PHARMACEUTICAL  
RINN

CLICK HERE  
to visit [www.dentsply.com](http://www.dentsply.com)



COM99-0215-1

Dental Hygiene

- **NO** active internet links?
- **NO** patient protected health information (PHI) or HIPPA identifiers as outlined in section 164.514 of the HIPPA Privacy Rule?\*
- **NO** sensitive personally identifiable information ("PII") such as social security numbers, drivers' license numbers, credit card numbers, account numbers, etc.?

*If the program/institution submits documentation that does not comply with the directives on PHI and PII, CODA will assess a penalty fee of \$1000 to the institution; a resubmission that continues to contain PHI or PII will be assessed an additional \$1000 fee.*

**If you have any questions regarding the formatting of your Self Study, please contact Betsey Palmer at [palmerb@ada.org](mailto:palmerb@ada.org) or call (312) 440-2675.**

All accreditation issues will be discussed at Summer Camp 2015 at two separate DA & DH Accreditation Workshops held in separate rooms at the same time on Tuesday August 4th from 8am-5pm at the: **Days Inn at Amelia Beach** which is next door to our host-ing hotel Amelia Hotel at the Beach. Sleeping rooms are available at both hotels at \$89 per night until July 10th deadline.

Register online: <http://www.dhmethod.com/category/EC5.html>

### How should you number your exhibits?

Number them according to the standard number. For example:

Standard 1-1

Exhibit # 1-1-01(CODA Ex 1)

Exhibit # 1-1-02

Exhibit # 1-1-03

Exhibit # 1-1-04

Standard 1-2

Exhibit # 1-2-01 (CODA Ex 2)

Exhibit # 1-2-02 (CODA Ex 3)

Exhibit # 1-2-03 (CODA Ex 4)

Exhibit # 1-2-04

Exhibit # 1-2-05

You will have more exhibits than CODA has required "Example Exhibits". Organize your exhibit document so it is easy for site visitors to locate exhibits by standard. Tabs!

Please stay current by frequently visiting the CODA website

## Kilgore International, Inc.

36 W Pearl Street  
Coldwater, MI 49036  
517-279-9000 Fax: 517-278-2956  
[info@kilgoreinternational.com](mailto:info@kilgoreinternational.com)



The ultimate dental hygiene training model made specifically for hygiene student practice! Kilgore's perio models come with or without tooth #19. They are available with a soft pink, semi-translucent pink, or clear tissue. There are enhanced areas for finger placement practice. The dentition supplied with these models is 2-colored, anatomically rooted, and screw-retained with calculus.

P15DP-TR.56C - model with edentulous #19  
P15DP-TR.56D - model without edentulous #19



The oral cavity cover can be added to our perio model to add the realistic feel of lips and cheeks. The OCC completely surrounds the model and has a drain allowing water to be used.



Tongues can also be added to most of our models. We have a clip on style (shown above) and also a screw-in style. The screw-in style must be ordered with the model so it can be inserted before shipping.

Use this code on our website and receive 10% off of your order:

**BIRON2015**



The PortaSim stand was created with input from Cindy Biron so that Kilgore could offer a portable, free-standing unit featuring durability and versatility. The unit allows full 360 degree access around the typodont. The mount is height adjustable to accommodate most students.

Kilgore is proud to bring you the finest dental related items used in the training of Future Dental Professionals, Case Presentation, and In-Office Training.

[www.kilgoreinternational.com](http://www.kilgoreinternational.com)



## In the Spotlight: Presenters of Lunch and Learns



Hal London, D.O.

Dr. London is able to enjoy two disciplines in medicine, one being in the high stress environment of the ER and another in the relaxing environment of aesthetic medicine where he is rewarded with wonderful smiles from those enjoying the results of aesthetic procedures.

Dr. London has over 27 years of emergency medicine and surgical experience with a passion for the arts and beauty creating a practice that promises artistry and excellence in every treatment. He is the founder of the London Medical Spa which is located in Fernandina's historic downtown district in an 1880s Victorian home/practice. He joined our team of camp faculty members in Summer Camp Amelia Island 2014 when he was the speaker in the course, *A New Dental Specialty* which provided camp attendees with information on facial rejuvenation. Since this is a new specialty in many dental offices in the country we felt the need to have Dr. London share information with dental educators who wish to include the subject matter in their program curriculums.

This year Dr. London will provide the same presentation in a complimentary lunch and learn session on Thursday, August 6th from 12:00 to 1:00 PM. All camp attendees are invited and will receive complimentary lunch and a course certificate (1 ceu).

Dr. London will also take part in the medical emergency portion of the *Complete Course in Pharmacology and Medical Emergencies* on Friday, August 7th at 1:00 PM where a round table discussion on teaching medical emergencies will afford course attendees the opportunity to ask an emergency room physician questions on handling systemic medical emergencies as well as other types of emergencies to provide faculty and students with preparedness and confidence in managing emergencies.



Brent is President and Director of the dental hygiene program at the Utah College of Dental Hygiene (UCDH) in Orem, Utah. He has taught Dental Morphology, Dental Embryology & Histology, Dental Materials, National Board Review, Professional Dental Hygiene IV, Educational Concepts, and Professional Dental Hygiene I -Expanded Functions and served as a clinical instructor for first and second year dental hygiene students as well as a clinical local anesthesia instructor.

Brent has been the Western Regional Examination Board (WREB) School Coordinator at the Utah College of Dental Hygiene since 2008. He has contributed various copyright free illustrations and how-to guides into the medical/dental education online forums featuring his work as a medical/dental illustrator. In 2012, Brent was presented with the Instructor of The Year Award from the Accrediting Commission of Career Schools and Colleges (ACCSC) and has volunteered as Team Leader in accreditation site visits for ACCSC since 2008.

Brent Molen, RDH, MAEd

Brent is a "Summer Camp Alum" and has brought many a smile to his colleagues in previous camps. We are pleased to welcome Brent to our camp faculty and look forward to his contributing in round table discussions in several of this year's courses and also his Lunch and Learn presentation, *Creating and Presenting An Integrated National Board Review Course* on Saturday, August 8th from noon—1:00 PM. All camp attendees are invited and will receive complimentary lunch and a course certificate (1 ceu).



Sunrise, Amelia Island.  
See one soon!

Summer Camp Amelia Island "Retreat at the Beach for Dental Educators"

### Frequency of Citings

At Summer Camp 2015 our choices for courses are based on the frequency of citings per standard. We have increased the number of "Complete Courses" i.e. DH Preclinic, Oral Anatomy, Periodontology, Oral Pathology, Dental Materials, Ethics, Pharmacology/ Medical Emergencies because **Standard 2** is about "Curriculum and Content". For the same reason we offer "Curriculum Management" workshops which are separate classes for DA and DH faculty.

The next most frequently cited standard is **Standard 3: Faculty**, and especially educational methodology. Our DH Clinical Teaching Methodology which is mostly hands-on, has been increased to 12 hours. The general educational methodology courses have been separated into modules since the current trend is to seek general educational methodology from several sources to accumulate 12-16 hours in various topics.

Some teaching centers at colleges and universities are especially adept at online instruction specific to their institutions, so we are leaving that portion for individual schools as most choose to mandate their own protocols and methods of instruction.

Our accreditation workshops are unparalleled at preparing faculty members for their upcoming accreditation site visits. Gwen Welling, former DH Manager at CODA leads the DH Accreditation Workshop and Christine Dominick who has provided accreditation workshops in camp for many years is the all time favorite presenter for DA accreditation according to past DA evaluations. With templates on flash drives and samples of documents from schools with no recommendations, our workshops provide the best training for the current CODA requirements.

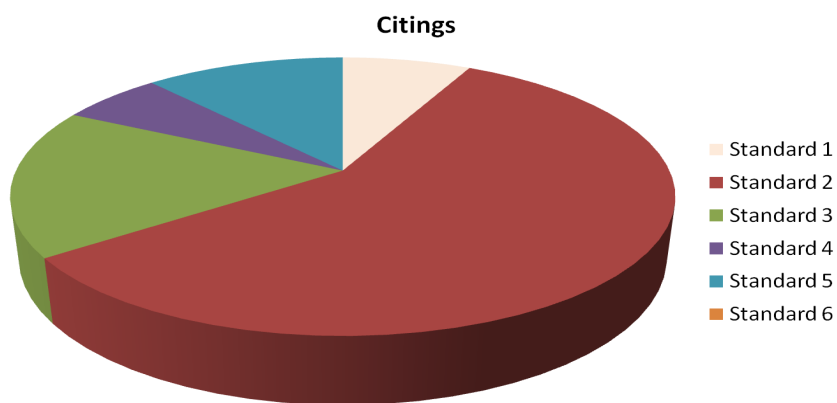
This year we are located at the beach and this is why we call it:

"Summer Camp Amelia Island, a **Retreat at the Beach for Dental Educators.**"

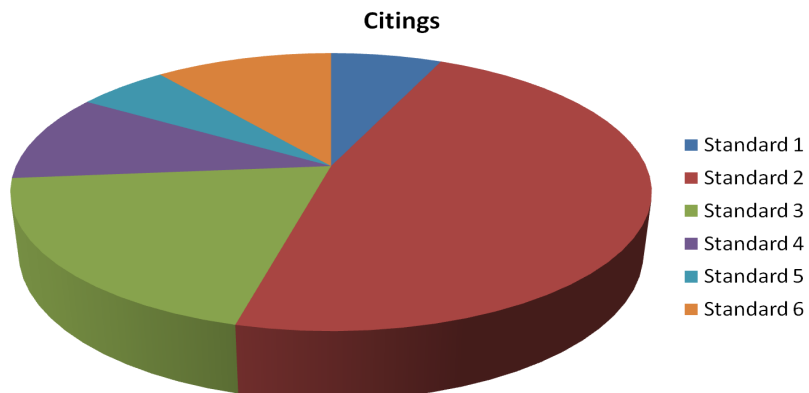
Register online: <http://www.dhmethod.com/category/EC5.html>

Reserve hotel room at \$89/night by calling:  
Amelia Hotel at the Beach (904) 206-5600  
Days Inn Amelia at the Beach (904) 277-2300  
Hampton Inn Amelia at the Beach (904) 321-1111  
Block of Rooms Promo Code: BCDE

### DA Frequency of Citings Per Standard



### DH Frequency of Citings Per Standard

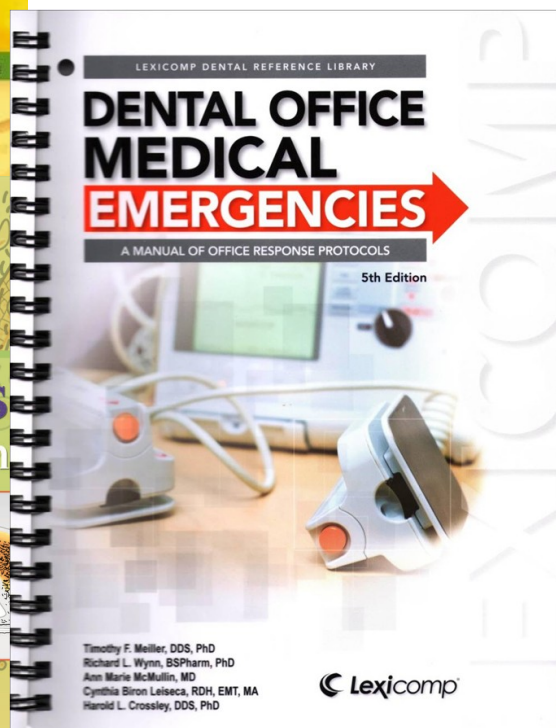
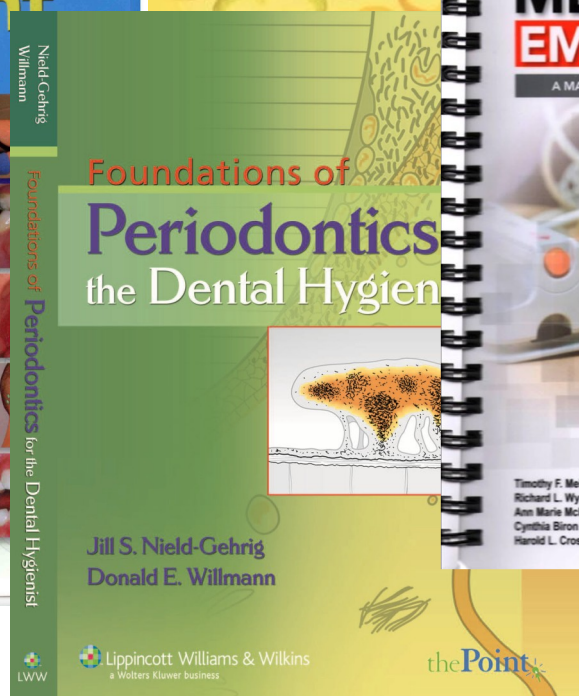
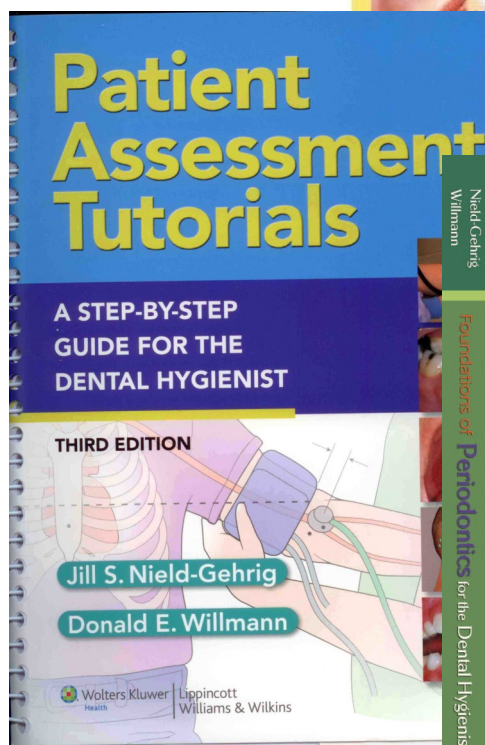
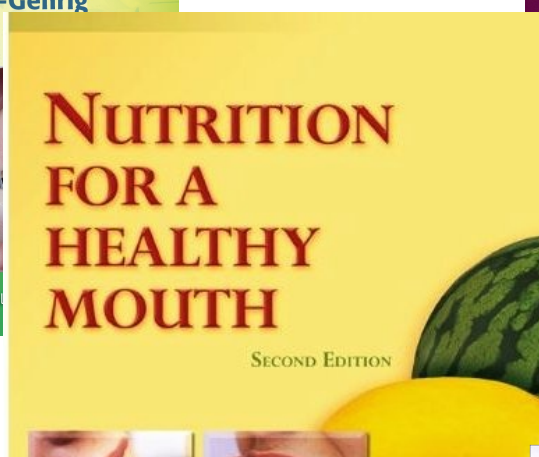
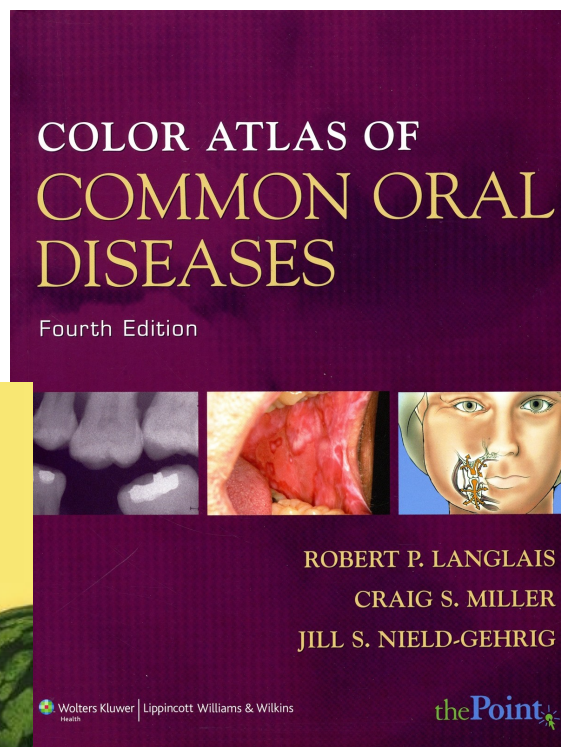
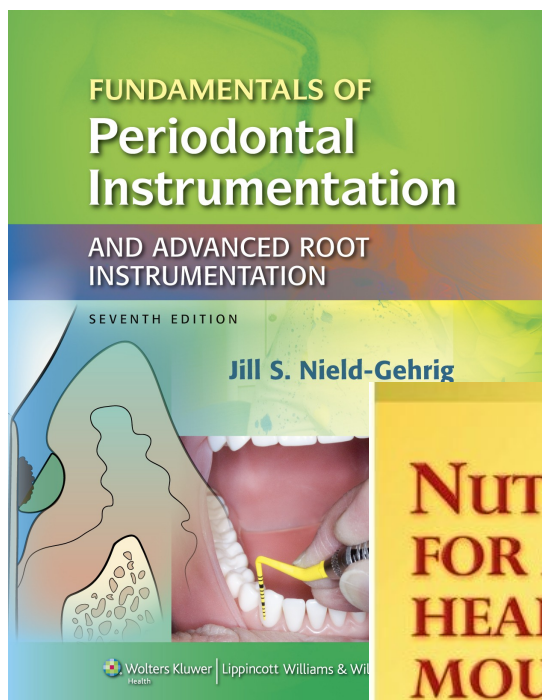


**August 4-11  
2015**





# The Best textbooks for DA & DH Students



## Table of Contents of the DH Clinic Key

Name	Date modified	Type	Size
Start	8/14/2014 12:09 PM	Application	4,23
Quick Reference Vital Signs and Lab Values	8/15/2014 6:34 PM	Adobe Acrobat D...	22
Oxygen Table	8/15/2014 6:33 PM	Adobe Acrobat D...	11
Mixed Dentition & Occlusion	8/15/2014 6:32 PM	Adobe Acrobat D...	45
DHNB Understanding Test Questions	8/15/2014 6:34 PM	Adobe Acrobat D...	17
DHNB Radiology Review Part 2	8/15/2014 6:31 PM	Adobe Acrobat D...	5,78
DHNB Radiology Review Part 1B rec dent...	8/15/2014 6:31 PM	Adobe Acrobat D...	26,15
DHNB Radiology Review Part 1A Clinical ...	8/15/2014 6:30 PM	Adobe Acrobat D...	1,60
DHNB Radiology Review Part 1	8/15/2014 6:29 PM	Adobe Acrobat D...	5,98
DHNB Pharmacology Review	8/15/2014 6:29 PM	Adobe Acrobat D...	3,22
DHNB Periodontology Review	8/15/2014 6:28 PM	Adobe Acrobat D...	7,11
DHNB Dental Office Medical Emergencie...	8/15/2014 6:27 PM	Adobe Acrobat D...	2,59
DHNB Clinical Dental Hygiene	8/15/2014 6:27 PM	Adobe Acrobat D...	5,24
Biron's Quick Reference for Emergencies	8/15/2014 6:26 PM	Adobe Acrobat D...	14
Biron's Quick Drug Reference Lettered	8/15/2014 6:25 PM	Adobe Acrobat D...	31
Attached Gingiva & Furcation Classes	8/15/2014 6:24 PM	Adobe Acrobat D...	18
About the DH Clinic Key	8/16/2014 5:00 PM	Adobe Acrobat D...	13
1 READ ME FIRST - Adobe 7 or later	8/16/2014 4:54 PM	Adobe Acrobat D...	60

### Chapters of the Perio Instrumentation Videos: Just Clinic and View



[Precision in Periodontal Instrumentation-001-Introduction.mp4](#)

[A Focus on Fulcrums-001-Introduction.mp4](#)

[Precision in Periodontal Instrumentation-002-Gloves.mp4](#)

[A Focus on Fulcrums-002-Review- Descriptive Terms- Parts of the Instrument.mp4](#)

[Precision in Periodontal Instrumentation-003-Clinician Positioning.mp4](#)

[A Focus on Fulcrums-003-Review- Proper Grasp.mp4](#)

[Precision in Periodontal Instrumentation-004-Grasp.mp4](#)

[A Focus on Fulcrums-004-Review- Patient-Operator Positioning.mp4](#)

[Precision in Periodontal Instrumentation-005-Finger Rests-fulcrum.mp4](#)

[A Focus on Fulcrums-005-Review- Clock Positions.mp4](#)

[Precision in Periodontal Instrumentation-006-Instrument Design.mp4](#)

[A Focus on Fulcrums-013-Facilitated Fulcrum Sextant V F→ Right-handed Clinician-.mp4](#)

[Precision in Periodontal Instrumentation-007-Instrument Sharpening -](#)

[A Focus on Fulcrums-014-Opposition Fulcrum Sextant III F→ Right-handed Clinician.mp4](#)

[Precision in Periodontal Instrumentation-008-Probing Technique.mp4](#)

[A Focus on Fulcrums-015-Cross Arch Fulcrum Sextant III L→ Right-handed Clinician-.mp4](#)

[Precision in Periodontal Instrumentation-009-Exploratory Technique.mp4](#)

[A Focus on Fulcrums-016-Facilitated Fulcrum Sextant IV F→ Right-handed Clinician.mp4](#)

[Precision in Periodontal Instrumentation-010-Elements of the Instrum](#)

[A Focus on Fulcrums-017-Opposition Fulcrum Sextant IV L→ Right-handed Clinician-.mp4](#)

[Precision in Periodontal Instrumentation-011-Instrumentation Critique](#)

[A Focus on Fulcrums-018-Facilitated Fulcrum Sextant V F→ Right-handed Clinician-.mp4](#)

[Precision in Periodontal Instrumentation-012-Root Instrumentation.mp4](#)

[A Focus on Fulcrums-019-Facilitated Fulcrum Sextant V L→ Right-handed Clinician.mp4](#)

[Precision in Periodontal Instrumentation-013-Coronal Polishing.mp4](#)

[A Focus on Fulcrums-020-Facilitated Fulcrum Sextant VI F Proximal Surfaces→ Right-handed Clinician.mp4](#)

[Precision in Periodontal Instrumentation-014-Instrument Transfer-Wit](#)

[A Focus on Fulcrums-021-Facilitated Fulcrum](#)

[Precision in Periodontal Instrumentation-015-Credits.mp4](#)

[A Focus on Fulcrums-022-Cross Arch Fulcrum](#)

[A Focus on Fulcrums-023-Left-Handed Demo](#)

[A Focus on Fulcrums-024-Opposition Fulcrum](#)

[A Focus on Fulcrums-025-Facilitated Fulcrum](#)

[A Focus on Fulcrums-026-Cross Arch Fulcrum](#)

[A Focus on Fulcrums-027-Facilitated Fulcrum](#)

[A Focus on Fulcrums-028-Facilitated Fulcrum Sextant V F→ Left-handed Clinician.mp4](#)

[A Focus on Fulcrums-029-Facilitated Fulcrum- Assisted Shank - Surfaces Away-Sextant V L→ Left-handed Clinician.mp4](#)

[A Focus on Fulcrums-030-Facilitated Fulcrum Sextant IV F Proximal Surfaces→ Left-handed Clinician.mp4](#)

[A Focus on Fulcrums-031-Facilitated Fulcrum Sextant VI F Distal Surfaces→ Left-handed Clinician.mp4](#)

[A Focus on Fulcrums-032-Credits.mp4](#)

[Precision in Periodontal Instrumentation-001-Introduction.mp4](#)

[Precision in Periodontal Instrumentation-002-Gloves.mp4](#)

[Precision in Periodontal Instrumentation-003-Clinician Positioning.mp4](#)

[Precision in Periodontal Instrumentation-004-Grasp.mp4](#)

[Precision in Periodontal Instrumentation-005-Finger Rests-fulcrum.mp4](#)

[Precision in Periodontal Instrumentation-006-Instrument Design.mp4](#)

**No Internet Access Necessary!**

Now your students can have a flash drive with immediate access to both periodontal instrumentation videos. Link to purchase:

<http://www.dhmethod.com/category/DHKEY.html>



## Testimonials on the New *Sharpening Horse*

"Now that the students use the Sharpening Horse, we can introduce sharpening earlier in the curriculum as it is so easy for them to master the technique. The instruments last longer. When they trade in their instruments before they take their boards the instruments are not over sharpened and worn like they use to be with the old techniques. With the Sharpening Horse technique there is more cutting edge left than before. It is much easier to get consistency with their sharpening with this technique. **I have tried all the sharpening systems out there and this is the only thing that truly works!**" *Marta Ferguson, RDH, PhD, Director of Dental Hygiene, Indian River State College, FL*

"The report from the second year instructors is that the students' instruments are not only sharp, but they are holding their shape and contour which **is a vast improvement over the stationary instrument/moving stone method** which caused many curets to be turned into sickles from holding the stone at the wrong angle. The Sharpening Horse is easy to teach and use!" *Janet Ogden, RDH, MS Columbia Basin College, WA.*

"We teach the students the stationary instrument/moving stone method first and then show them the Sharpening Horse. This year, the students wanted to know why we taught the other method when the Sharpening Horse is so much easier and exact. I like the Sharpening Horse because it makes sharpening so easy. "DIY Sharpening for Dummy's!" No need to spend so much time thinking about angles. **The Sharpening Horse automatically "sets the perfect angle"** of the stone for the bevel of the blade." *Susan Smith, RDH, MS Clinic Coordinator, Wake Technical College, Raleigh, NC. "*

"I discussed the Sharpening Horse technique with the full-time faculty and they said instrument sharpening has been much easier to teach and learn using the Sharpening Horse technique. By using it routinely students have positive experiences with their instrumentation. The Sharpening Horse helps to maintain the integrity of the instruments. " *Susan Moss RDH, MS, Director of Dental Hygiene, Collin State College, McKinney, TX*

"The Sharpening Horse design is a brilliant, user friendly approach to the critical maintenance of dental hygiene instruments. The concept and the technique is very adaptable for novice and experts in dental hygiene, and our **program faculty made the Sharpening Horse its choice recommendation** for the dental hygiene student kits from this time forward!" *Vicki L. Snell RDH, EdM Lewis & Clark Community College, IL*

"Recently I had the opportunity to sharpen many instrument kits for a hands on scaling technique presentation. Each kit contained 10 various curettes and scalers. **I was amazed at how easy it was to sharpen these instruments quickly and precisely with the Sharpening Horse.** I recommend the Sharpening Horse to all my students, faculty and fellow hygienists at every given opportunity. When I am in clinic and instruments need sharpening I have the students take their instruments for a quick ride on the Sharpening Horse and they are truly amazed at how accurate and easy this technique is to return their blades back to a sharp and effective working edge." *Cathleen Korondi, CDA, RDH, EdM, Director of Dental Hygiene Illinois Central College*

The sharpening horse has proven to be the best method of sharpening instruments for our students. The technique is easy to learn for beginning clinicians, producing a sharp cutting edge and maintaining the original design of the blade. The instruments are lasting longer, since the **students can consistently control the angle, pressure and movement of the blade against the stone.** They love it and sharpening has never been so easy. *Michele Edwards, CDA, RDH, MS Chair of Tallahassee Community College Dental Programs, FL.*

Instrument sharpening is one of the most important, yet challenging, skills for hygiene students to master. The Sharpening Horse makes this skill easy to learn and students can quickly produce a perfectly sharp cutting edge restoring the blade in its original design. **Confidence in their ability to produce a sharp cutting edge motivates students to employ instrument sharpening as a routine daily task.** *Jill S. Nield-Gehrig, RDH, MS Dean Emeritus Asheville-Buncombe Technical College, NC*

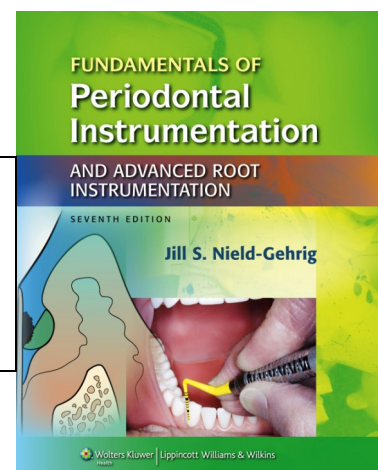
The Sharpening Horse is great to use chairside as it is easy to use and to autoclave. It has given the students the confidence to sharpen their instruments without asking, "Am I doing this right?" Our instructors say that the Sharpening Horse makes it so easy for students to sharpen instruments **they actually use it in clinic!**" *Catherine Dunn, RDH, MS Director of Dental Hygiene Mississippi Delta College*



**Bulk orders of 10 or more for students is**  
**You can now purchase bulk orders online: \$58.50 per kit**  
**With the Sharpening Horse Kit you can teach them both**  
**techniques: Moving instrument or Moving Stone**  
**The ceramic stone included in the kit is of superior quality!**  
 Or purchase through your bookstore [Cindy@DHmethEd.com](mailto:Cindy@DHmethEd.com)

Complete instructions on how to use the Sharpening Horse can be found on Pages 590-597 of this textbook →

**Bulk Order Online:** <http://www.dhmethod.com/PPI/SSHK.html>



# TalEval

Dental Process of Care Evaluation Software

Music to your ears:  
"No recommendations"

TalEval helps you get there!

TESTIMONIALS: <http://www.dhmethod.com/sitebuildercontent/sitebuilderfiles/TalEval%20testimonials.pdf>

## Satisfy Accreditation Standards!

- ▶ Objective Grading Format
- ▶ Student Performance
- ▶ Quality Assurance
- ▶ Patient Tracking
- ▶ Instructor Calibration
- ▶ Outcomes Assessment Exhibits

### "No recommendations!"

From Cindy Biron Leiseca, former Chairperson at Tallahassee Community College, "Our CODA site visiting team said "Taleval is impressive for generating reports for outcomes assessment, quality assurance and objective grading of student performance in clinic." With TalEval, tracking is automatic, web based and encrypted.

## Patient Appointment Tracking

Patient Classification Tracking																				
04/01/2008 - 12/01/2008																				
Clinic IIB																				
Student	CALCS						PERIO						Patient Ages							
	0	I	II	III	IV	Total	0	I	II	III	IV	Total	MC	SN	PC	RC	0-11	12-17	18-59	60+
ADAMS, MARSHA	0	8	7	13	0	28	0	11	13	3	1	28	7	4	15	11	0	0	22	6
BLACK, MIRANDA	2	8	3	4	6	23	3	6	9	4	1	23	1	7	9	2	1	0	20	2
CARSON, MARY	0	6	8	12	3	29	0	11	15	3	0	29	5	6	9	1	0	0	26	2
DAVIS, JOHN	1	7	6	6	4	24	1	9	8	2	4	24	2	7	5	4	1	0	16	7
ESTEP, ANGELA	2	5	8	7	2	24	3	7	11	3	0	24	4	5	11	1	0	3	16	5
FRANKLIN, ADAM	1	2	15	2	4	24	1	4	6	13	0	24	4	3	8	0	0	1	10	13
GOINGS, CINDY	0	6	8	10	0	24	1	10	6	7	0	24	8	12	11	8	0	0	14	10
HARPER, CONNIE	1	7	10	4	1	23	7	8	5	2	1	23	8	8	14	6	0	0	17	5
LEWIS, LOU	0	8	5	7	2	22	0	10	10	1	1	22	0	4	11	1	0	0	22	0
MASON, MARSHA	0	4	9	5	1	19	2	6	8	1	2	19	4	5	10	2	0	1	13	5
NEWSOME, PAT	1	8	7	3	2	21	4	7	9	1	0	21	5	6	13	3	0	1	14	6
	0	4	9	5	8	26	0	10	7	5	4	26	2	9	9	0	0	0	23	3
	1	2	12	7	1	23	2	12	4	5	0	23	6	7	9	4	0	0	16	7
	1	10	8	5	0	24	4	9	9	2	0	24	3	8	13	3	0	1	14	9
	0	10	7	1	3	21	2	8	11	0	0	21	0	2	14	1	0	0	19	2

*New!*

## Grade by Appointment

Allows faculty to preset the points lost per error.

Optional addition of patient point values for more objective grading.

The **BEST** computerized grading & tracking system designed just for DA & DH programs. Conducts surveys and generates reports for CODA self-study exhibits.

Date	Patient Name	Gender	Age	Med Comp	Calc	Perio	Quad	Phase	PC	RC	SN
08/03/2010	Abe, Sandy	M	22	No				Radiographs- BWX w initial appointment	No	No	
		F	57	No	I	I		Radiographs- CMX and Pan w initial appt	No	No	Wheelc
		F	45	No	II	II		Patient referred to physician	Yes	Yes	Walker
		M	23	No	I	II		Initial appointment with student	Yes	Yes	
		F	45	No	I	II		Radiographs- BWX w initial appointment	Yes	Yes	
		F	48	No	II	II		Radiographs- BWX and Pan w initial appt	No	No	IDDM
05/04/2010	Abberton, Al	M	23	No	I	I		Patient referred to physician	Yes	Yes	wheelc

## Patient Care Report

See Cindy's TalEval documents on this link: <http://www.dhmethod.com/id21.html>

**1-800-467-1170**

Call for a free live web demo today!

[www.AmericasSoftware.com](http://www.AmericasSoftware.com)



**DH Methods of Education, Inc.**

**Summer Camp Amelia Island, FL August 4-11, 2015**

**Mail in Registration Form**

**PRINT Name:** \_\_\_\_\_ **Nickname** \_\_\_\_\_

(This is how your name will appear verifying your continuing education credits) for nametags

**Address:** \_\_\_\_\_

**City, State, Zip** \_\_\_\_\_

**Phone:** \_\_\_\_\_ **Fax** \_\_\_\_\_ **E-mail:** \_\_\_\_\_

**College/ Univ. Where Teaching:** \_\_\_\_\_ **Circle your discipline:** CDA, DDS, DMD, RDH

Requests for cancellations must be received at least 2 weeks prior to the camp date. However, for cancellations received after this deadline, 75% of the tuition may be applied toward future camps. Tuitions for no-shows will be forfeited NO EXCEPTIONS. DH Methods of Education, Inc. is not responsible for reimbursement of non-refundable airline tickets and any other travel expenses if the course is cancelled.

		<b>Early Registration Full Payment by <u>July 10, 2015</u></b>	<b>Final Registrati Full Payment by <u>July 24, 2015</u></b>
Tues. Aug. 4, 8a-5p	<u>DH Accreditation Workshop (8 ceu's)</u>	\$500 _____	\$600 _____
Tues. Aug. 4, 8a-5p	<u>DA Accreditation Workshop (8 ceu's)</u>	\$500 _____	\$600 _____
Wed. Aug. 5, 8a-5p	<u>TalEval Train the Trainer's Workshop (8 ceu's)</u>	\$300 _____	\$350 _____
Wed. Aug. 5, 8a-Noon	<u>The Complete DH Preclinic Course (4 ceu's)</u>	\$500 _____	\$600 _____
Wed. Aug. 5, 1-5p & Thurs. Aug. 6, 8a-5p	<u>DH Clinical Teaching Methodology (12 ceu's)</u>	\$600 _____	\$700 _____
Wed. Aug. 5, 1-3:30p	<u>DA Curriculum Management (2ceu's)</u>	\$150 _____	\$200 _____
Wed. Aug. 5, 9:30a-Noon	<u>DH Curriculum Management (2ceu's)</u>	\$150 _____	\$200 _____
Thurs. Aug. 6, 8a-Noon	<u>The Complete Ethics Course (4 ceu's)</u>	\$500 _____	\$600 _____
Thurs. Aug. 6, 8a-Noon	<u>The Complete Oral Anatomy Course (4ceu's)</u>	\$500 _____	\$600 _____
Thurs. Aug. 6, 1-5p	<u>#1 Mindfulness Teaching in Dental Education (4ceu's)</u>	\$200 _____	\$250 _____
Thurs. Aug. 6, 1-5p	<u>The Complete Periodontology Course (4ceu's)</u>	\$500 _____	\$600 _____
Fri. Aug. 7, 8a-Noon	<u>#2 Adult Learner. Critical Thinking. Test Construction (4ceu's)</u>	\$200 _____	\$250 _____
Fri. Aug. 7, 1-5p	<u>The Complete Pharmacology/Emerg. Course (4ceu's)</u>	\$500 _____	\$600 _____
Fri. Aug. 7, 8a-5p	<u>Common Oral Disease (8 ceu's)</u> All CDAs, RDHs DDS, DMD (Practicing/Non Educators):	\$275 _____ \$400 _____	\$325 _____ \$475 _____
Sat. Aug. 8, 8a-Noon	<u>The Complete Oral Pathology Course (4ceu's)</u>	\$500 _____	\$600 _____
Sat. Aug. 8, 8a-Noon	<u>#3 Leadership &amp; Team Building Strategies (4ceu's)</u>	\$200 _____	\$250 _____
Sat. Aug. 8, 1-5p	<u>The Complete Dental Materials Course (4ceu's)</u>	\$500 _____	\$600 _____
Sun. Aug. 9, - Mon. -Aug. 10 8a – 5p & Tues. Aug. 11 8a-Noon	<u>Radiology Educator's Workshop (20 ceu's)</u>	\$900 _____	\$1000 _____

**Register Online:** <http://www.dhmethod.com/category/EC5.html>

**Please Do NOT mail or FAX credit card or P.O. numbers**

**To register by mail: Make checks payable to:** DH Methods of Education, Inc. and mail to:

**DH Methods of Education, Inc.**

P.O Box # 17197

Fernandina Beach, FL 32035