

TalEval – How to Grade
Step by Step Instructions
by
Cynthia Biron

Go to www.TalEval.com

Enter Username →

Enter Password →

TalEval - Dental Clinical Evaluation

→ Sign-in

Email Address
Cindy@DhmethEd.com

Password
••••••••

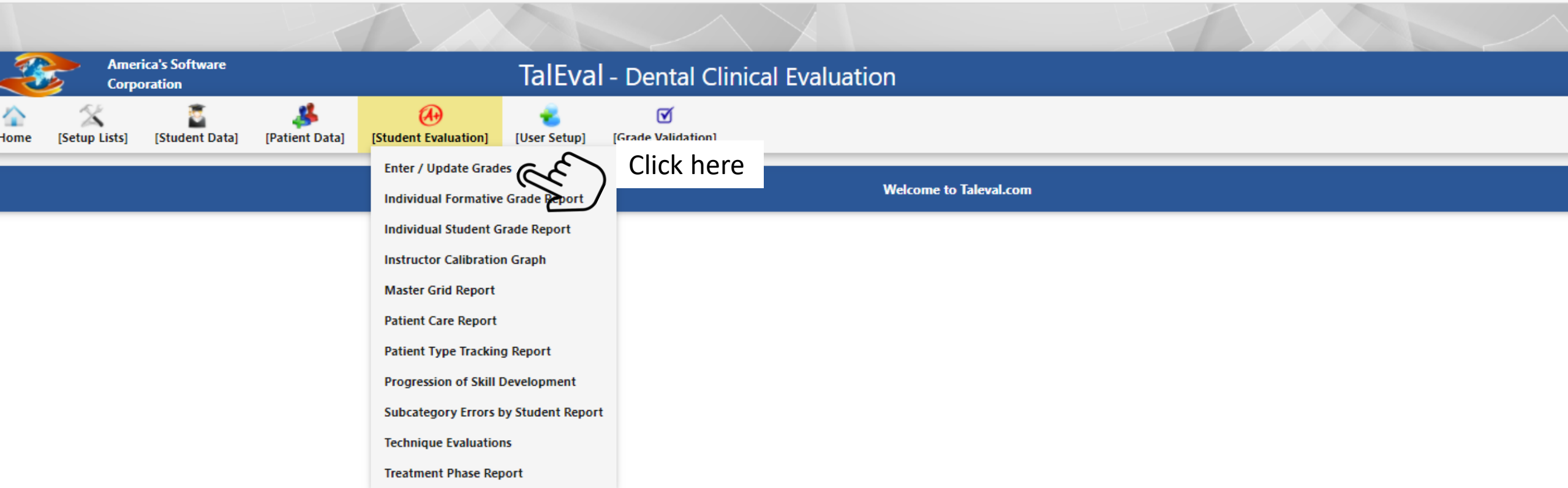
Sign In [Password Reminder](#)

By clicking Sign In, you agree to, and have read and acknowledge the [Privacy & Terms](#) of the website.

[Forms & Guides](#) [Training Videos](#)

Go to the Student Evaluation Dropdown



The screenshot displays the TalEval - Dental Clinical Evaluation software interface. The top navigation bar includes the following menu items: Home, [Setup Lists], [Student Data], [Patient Data], [Student Evaluation], [User Setup], and [Grade Validation]. The [Student Evaluation] menu is currently open, showing a list of options: Enter / Update Grades, Individual Formative Grade Report, Individual Student Grade Report, Instructor Calibration Graph, Master Grid Report, Patient Care Report, Patient Type Tracking Report, Progression of Skill Development, Subcategory Errors by Student Report, Technique Evaluations, and Treatment Phase Report. A hand cursor icon is positioned over the 'Enter / Update Grades' option, and a callout box with the text 'Click here' points to it. The bottom right of the interface features a 'Welcome to Taleval.com' message.

America's Software Corporation

TalEval - Dental Clinical Evaluation

Home [Setup Lists] [Student Data] [Patient Data] [Student Evaluation] [User Setup] [Grade Validation]

Enter / Update Grades
Individual Formative Grade Report
Individual Student Grade Report
Instructor Calibration Graph
Master Grid Report
Patient Care Report
Patient Type Tracking Report
Progression of Skill Development
Subcategory Errors by Student Report
Technique Evaluations
Treatment Phase Report

Click here

Welcome to Taleval.com

Select Student

The screenshot displays the TalEval - Dental Clinical Evaluation software interface. At the top, there is a blue header bar with the America's Software Corporation logo on the left and the text "TalEval - Dental Clinical Evaluation" on the right. Below the header is a navigation bar with icons and labels for "Home", "[Setup Lists]", "[Student Data]", "[Patient Data]", "[Student Evaluation]", "[User Setup]", and "[Grade Validation]".

The main content area shows "Grade Entry" with the ID "71.220.34.60". Below this, there is a section with a dropdown menu labeled "-- SELECT Student --" and a toggle switch labeled "Active" set to "All". The dropdown menu is open, showing a list of student names:

- Brooks, Savannah
- Browne, Shenelle
- Buckhalter, Katlyn
- Burkhart, Lauren
- Burns, Grayson
- Casilla-Penna, Angeles
- Clark, Brooke
- Clark, Morgan
- Clayton, Kendra
- Coffee, Darrilyn
- Corbin, Chandler
- Corson, Mikayla
- Crumpler, Jordyn
- Darwish, Hibah
- Diefenbach, Tar
- dodo, John
- Doe, Jane
- doe, john
- Dollar, Briann.
- Dorillas, Kerenne

A hand cursor icon with the text "Click here" is pointing to the "doe, john" entry in the dropdown list.

Add Patient, Instructor, Clinic, Treatment Phase

The screenshot displays the 'Grade Entry' form in the TalEval software. At the top, the header includes 'America's Software Corporation', 'TalEval - Dental Clinical Evaluation', and 'Tallahassee'. A navigation bar contains icons for Home, Setup Lists, Student Data, Patient Data, Student Evaluation, User Setup, and Grade Validation. The main form area is titled 'Grade Entry' with the IP address '71.220.34.60'. The patient is identified as 'Doe, Jane' and is 'Active'. The form fields include: Date (06/07/2021), Clinic (NON GRADED), Treatment Phase (-- SELECT --), Quad / Sextant, Recare (checkbox), Patient Complete (checkbox), Calculus Chart (button), Patient (Enter 2 Characters) with a dropdown arrow, Instructor (-- SELECT --), Special Needs (checkbox) with a 'Details' link and a greyed-out area labeled 'Enter details if Special Needs', Gingival Perio Disease (Healthy), ASA (radio buttons for N/A, I, II, III, IV), Comments, and a 'Continue' button. On the right, there are sections for 'Debridement Skill Level' with radio buttons for N/A, 0, I, II, III, IV, and 'Critical Error' and 'Extra Credit' fields with values of 0.00. A 'Total' field also shows 0.00. Hand-drawn arrows point to the Patient, Instructor, and Special Needs fields, and the 'Continue' button.

After all filled out click continue

Complete the Grade Header

America's Software Corporation
TalEval - Dental Clinical Evaluation

Home [Setup Lists] [Student Data] [Patient Data] [Student Evaluation] [User Setup] [Grade Validation]

Grade Entry
71.220.34.60

Doe, Jane Active All -- * NEW Grade * --

Grade Header

Date: 06/07/2021
Clinic: NON GRADED
Treatment Phase: 02. Initial appointment with student
Quad / Sextant:
Recare: Patient Complete:

Patient: Doe, John 1/xx/1960
Instructor: Cynthia Biron
Special Needs: Details
Gingival Perio Disease: Generalized Gingivitis
ASA: N/A I II III IV
Comments: Completed Initial Assessment

Debridement Skill Level
Calculus: N/A 0 I II III IV
Perio: N/A 0 I II III IV
Critical Error: 0.00
Extra Credit: 0.00
Auto Calc: 0.00
Total: 0.00

Continue Delete Record

Calculus Chart
If the student did a deposit assessment click here to pull up the chart

Once you click Continue you go to grade form

This is the student's Assessment

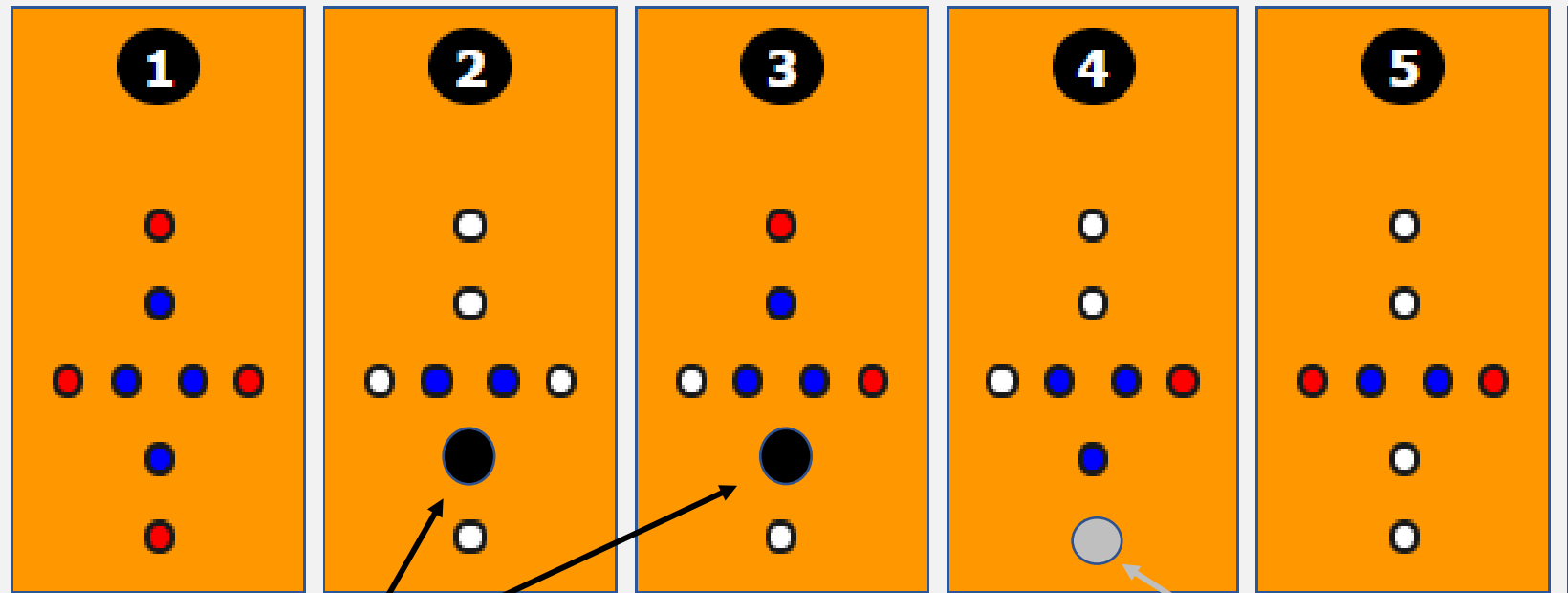
Click on the outer circle to chart SUPRA deposits. Click on the inner circle to chart SUB deposits.

The assessment interface consists of 30 numbered boxes arranged in two rows of 15. The first row contains boxes 1 through 16, and the second row contains boxes 32 through 17. Boxes 1, 2, 3, 4, and 5 are highlighted in orange. Each box contains a pattern of dots. Boxes 1-5 have colored dots (red, blue, white) in a pattern. Boxes 6-16 and 17-32 have only white dots in a pattern. A green 'Save' button with a checkmark is located at the bottom center of the interface.

Student clicks Save and the Prepared Calc Chart is there for the instructor

Instructor clicks on incorrect surfaces

Click on the outer circle to chart SUPRA deposits. Click on the



Underassessed
clicks Black

Overassessed
Clicks Gray

There are 20 surfaces
available for
Supracalculus on 5 teeth

There are 20 surfaces
available for Subcalculus
on 5 teeth

The student had 1 error
out of 20 surfaces on
Surpracalculus:
 $19/20 = 95\%$ accuracy

The student had 2 errors
Out of 20 surfaces on
Subcalculus:
 $18/20 = 90\%$ accuracy

Once the instructor clicks Save the percentage shows up on the assessment table

Calc Assessment

Clinic: Patient:

Visit #	Assess Date	Teeth Numbers (1,2,3,)	Supra	Sub	Visit #	Assess Date	Teeth Numbers (1,2,3,)	Supra	Sub	Visit #	Assess Date	Teeth Numbers (1,2,3,)	Supra	Sub
1	05/27/2021	1,2,3,4,5	95%	90%	2					3				
4					5					6				

Comments

Complete?

Once the instructor **Saves** the evaluation of the chart, the student can no longer make changes to it.

Click ✓ For single error

X For multiple error

Header: Doe, Jane | Active | Doe, John - 06/07/2021 - Calc - Perio - C.B. - NON GRADED

Grade Header

Save Grade Details

Assessment 1 - 44	Planning 45 - 53	Implementation 54 - 108	Evaluation 109 - 140																																																																																				
<table border="1"><thead><tr><th>Risk</th><th>+</th><th>✓</th><th>✗</th><th>N/A</th><th>Comm</th></tr></thead><tbody><tr><td>Further QUESTIONS Findings</td><td>1</td><td><input checked="" type="radio"/></td><td><input type="radio"/></td><td><input type="radio"/></td><td><input type="text"/></td></tr><tr><td>USES references</td><td>2</td><td><input type="radio"/></td><td><input type="radio"/></td><td><input type="radio"/></td><td><input type="text"/></td></tr><tr><td>Vital Signs accurate techniques</td><td>3</td><td><input type="radio"/></td><td><input type="radio"/></td><td><input type="radio"/></td><td><input type="text"/></td></tr><tr><td>NOTIFIES Instructor of risk factors before check-in</td><td>4</td><td><input type="radio"/></td><td><input type="radio"/></td><td><input type="radio"/></td><td><input type="text"/></td></tr><tr><td>Documents appropriately in medical alert box</td><td>5</td><td><input type="radio"/></td><td><input type="radio"/></td><td><input type="radio"/></td><td><input type="text"/></td></tr><tr><td>Documents medications and contraindications</td><td>6</td><td><input type="radio"/></td><td><input type="radio"/></td><td><input type="radio"/></td><td><input type="text"/></td></tr><tr><td>Documents lifestyle RISK factors</td><td>7</td><td><input type="radio"/></td><td><input type="radio"/></td><td><input type="radio"/></td><td><input type="text"/></td></tr><tr><td>Documents a concise statement "summary of health"</td><td>8</td><td><input type="radio"/></td><td><input type="radio"/></td><td><input type="radio"/></td><td><input type="text"/></td></tr><tr><td>UPDATES history at successive and recall appts</td><td>9</td><td><input type="radio"/></td><td><input type="radio"/></td><td><input type="radio"/></td><td><input type="text"/></td></tr></tbody></table>	Risk	+	✓	✗	N/A	Comm	Further QUESTIONS Findings	1	<input checked="" type="radio"/>	<input type="radio"/>	<input type="radio"/>	<input type="text"/>	USES references	2	<input type="radio"/>	<input type="radio"/>	<input type="radio"/>	<input type="text"/>	Vital Signs accurate techniques	3	<input type="radio"/>	<input type="radio"/>	<input type="radio"/>	<input type="text"/>	NOTIFIES Instructor of risk factors before check-in	4	<input type="radio"/>	<input type="radio"/>	<input type="radio"/>	<input type="text"/>	Documents appropriately in medical alert box	5	<input type="radio"/>	<input type="radio"/>	<input type="radio"/>	<input type="text"/>	Documents medications and contraindications	6	<input type="radio"/>	<input type="radio"/>	<input type="radio"/>	<input type="text"/>	Documents lifestyle RISK factors	7	<input type="radio"/>	<input type="radio"/>	<input type="radio"/>	<input type="text"/>	Documents a concise statement "summary of health"	8	<input type="radio"/>	<input type="radio"/>	<input type="radio"/>	<input type="text"/>	UPDATES history at successive and recall appts	9	<input type="radio"/>	<input type="radio"/>	<input type="radio"/>	<input type="text"/>			<table border="1"><thead><tr><th>SubCompetency</th><th>+</th><th>✓</th><th>✗</th><th>N/A</th><th>Comm</th></tr></thead><tbody><tr><td>Technique - visual, palpation, auscultation, order</td><td>10</td><td><input type="radio"/></td><td><input type="radio"/></td><td><input type="radio"/></td><td><input type="text"/></td></tr><tr><td>I.D. ABNORMALITY, measures, describes, DOCUMENTS</td><td>11</td><td><input type="radio"/></td><td><input type="radio"/></td><td><input type="radio"/></td><td><input type="text"/></td></tr><tr><td>Assessment UPDATE at successive and recall appts.</td><td>12</td><td><input type="radio"/></td><td><input type="radio"/></td><td><input type="radio"/></td><td><input type="text"/></td></tr></tbody></table>	SubCompetency	+	✓	✗	N/A	Comm	Technique - visual, palpation, auscultation, order	10	<input type="radio"/>	<input type="radio"/>	<input type="radio"/>	<input type="text"/>	I.D. ABNORMALITY, measures, describes, DOCUMENTS	11	<input type="radio"/>	<input type="radio"/>	<input type="radio"/>	<input type="text"/>	Assessment UPDATE at successive and recall appts.	12	<input type="radio"/>	<input type="radio"/>	<input type="radio"/>	<input type="text"/>
Risk	+	✓	✗	N/A	Comm																																																																																		
Further QUESTIONS Findings	1	<input checked="" type="radio"/>	<input type="radio"/>	<input type="radio"/>	<input type="text"/>																																																																																		
USES references	2	<input type="radio"/>	<input type="radio"/>	<input type="radio"/>	<input type="text"/>																																																																																		
Vital Signs accurate techniques	3	<input type="radio"/>	<input type="radio"/>	<input type="radio"/>	<input type="text"/>																																																																																		
NOTIFIES Instructor of risk factors before check-in	4	<input type="radio"/>	<input type="radio"/>	<input type="radio"/>	<input type="text"/>																																																																																		
Documents appropriately in medical alert box	5	<input type="radio"/>	<input type="radio"/>	<input type="radio"/>	<input type="text"/>																																																																																		
Documents medications and contraindications	6	<input type="radio"/>	<input type="radio"/>	<input type="radio"/>	<input type="text"/>																																																																																		
Documents lifestyle RISK factors	7	<input type="radio"/>	<input type="radio"/>	<input type="radio"/>	<input type="text"/>																																																																																		
Documents a concise statement "summary of health"	8	<input type="radio"/>	<input type="radio"/>	<input type="radio"/>	<input type="text"/>																																																																																		
UPDATES history at successive and recall appts	9	<input type="radio"/>	<input type="radio"/>	<input type="radio"/>	<input type="text"/>																																																																																		
SubCompetency	+	✓	✗	N/A	Comm																																																																																		
Technique - visual, palpation, auscultation, order	10	<input type="radio"/>	<input type="radio"/>	<input type="radio"/>	<input type="text"/>																																																																																		
I.D. ABNORMALITY, measures, describes, DOCUMENTS	11	<input type="radio"/>	<input type="radio"/>	<input type="radio"/>	<input type="text"/>																																																																																		
Assessment UPDATE at successive and recall appts.	12	<input type="radio"/>	<input type="radio"/>	<input type="radio"/>	<input type="text"/>																																																																																		

After you click an error click on comment

The screenshot shows a user interface for a clinical assessment. At the top, there is a header with a user name 'Doe, Jane', a status 'Active', and a filter 'All'. A green button 'Save Grade Details' is visible. Below this, there are four tabs: 'Assessment 1 - 44', 'Planning 45 - 53', 'Implementation 54 - 108', and 'Evaluation 109 - 140'. The 'Assessment 1 - 44' tab is active. A table of subcompetencies is displayed under the 'Risk' column. The table has columns for 'SubCompetency', '+', '✓', '×', 'N/A', and 'Comm'. A hand cursor is pointing to the 'Comm' icon for the first row. A pop-up window titled 'Add Comments' is open, showing the text '1-CB|' and a green 'Add Comments' button. To the right of the pop-up, a text box says 'The comment field pops up for you to document error findings/solutions'. Below the table, there are two more columns: 'Eoio' and 'Comm'. The 'Eoio' column has a dropdown menu and a table of subcompetencies with columns for '+', '✓', '×', 'N/A', and 'Comm'. The 'Comm' column has a dropdown menu and a table of subcompetencies with columns for '+', '✓', '×', 'N/A', and 'Comm'. The table has 9 rows of subcompetencies. The first row is 'Further QUESTIONS Findings' with a blue dot in the '×' column. The second row is 'USES references' with a blue dot in the '+' column. The third row is 'Vital Signs accurate techniques' with a blue dot in the '+' column. The fourth row is 'NOTIFIES Instructor of risk factors before check-in' with a blue dot in the '+' column. The fifth row is 'Documents appropriately in medical alert box' with a blue dot in the '+' column. The sixth row is 'Documents medications and contraindications' with a blue dot in the '+' column. The seventh row is 'Documents lifestyle RISK factors' with a blue dot in the '+' column. The eighth row is 'Documents a concise statement "summary of health"' with a blue dot in the '+' column. The ninth row is 'UPDATES history at successive and recall appts' with a blue dot in the '+' column.

The comment field pops up for you to document error findings/solutions

SubCompetency	+	✓	×	N/A	Comm	
Further QUESTIONS Findings	1	<input type="radio"/>	<input checked="" type="radio"/>	<input type="radio"/>	<input type="radio"/>	
USES references	2	<input checked="" type="radio"/>	<input type="radio"/>	<input type="radio"/>	<input type="radio"/>	
Vital Signs accurate techniques	3	<input checked="" type="radio"/>	<input type="radio"/>	<input type="radio"/>	<input type="radio"/>	
NOTIFIES Instructor of risk factors before check-in	4	<input checked="" type="radio"/>	<input type="radio"/>	<input type="radio"/>	<input type="radio"/>	
Documents appropriately in medical alert box	5	<input checked="" type="radio"/>	<input type="radio"/>	<input type="radio"/>	<input type="radio"/>	
Documents medications and contraindications	6	<input checked="" type="radio"/>	<input type="radio"/>	<input type="radio"/>	<input type="radio"/>	
Documents lifestyle RISK factors	7	<input checked="" type="radio"/>	<input type="radio"/>	<input type="radio"/>	<input type="radio"/>	
Documents a concise statement "summary of health"	8	<input checked="" type="radio"/>	<input type="radio"/>	<input type="radio"/>	<input type="radio"/>	
UPDATES history at successive and recall appts	9	<input checked="" type="radio"/>	<input type="radio"/>	<input type="radio"/>	<input type="radio"/>	

SubCompetency	+	✓	×	N/A	Comm	
Technique - visual, palpation, auscultation, order	10	<input checked="" type="radio"/>	<input type="radio"/>	<input type="radio"/>	<input type="radio"/>	
I.D. ABNORMALITY, measures, describes, DOCUMENTS	11	<input checked="" type="radio"/>	<input type="radio"/>	<input type="radio"/>	<input type="radio"/>	
Assessment UPDATE at successive and recall appts.	12	<input checked="" type="radio"/>	<input type="radio"/>	<input type="radio"/>	<input type="radio"/>	

After you type in comments MUST click

71.220.34.60

Doe, Jane Active All Doe, John - 06/07/2021 - Calc - Perio - C.B. - NON GRADED

Grade Header ▾

Save Grade Details


Assessment 1 - 44 Planning 45 - 53 Implementation 54 - 108 Evaluation 109 - 140

Risk ▾						Eoio ▾					
SubCompetency	+	✓	✗	N/A	Comm	SubCompetency	+	✓	✗	N/A	Comm
Further QUESTIONS Findings	1	<input checked="" type="radio"/>	<input type="radio"/>	<input type="radio"/>	<input type="radio"/>	Technique - visual, palpation, auscultation, order	10	<input type="radio"/>	<input type="radio"/>	<input type="radio"/>	<input type="radio"/>
USES references	2	<input type="radio"/>	<input type="radio"/>	<input type="radio"/>	<input type="radio"/>	I.D. ABNORMALITY, measures, describes, DOCUMENTS	11	<input type="radio"/>	<input type="radio"/>	<input type="radio"/>	<input type="radio"/>
Vital Signs accurate techniques	3	<input type="radio"/>	<input type="radio"/>	<input type="radio"/>	<input type="radio"/>	Assessment UPDATE at successive and recall appts.	12	<input type="radio"/>	<input type="radio"/>	<input type="radio"/>	<input type="radio"/>
NOTIFIES Instructor of risk factors before check-in	4	<input type="radio"/>	<input type="radio"/>	<input type="radio"/>	<input type="radio"/>						
Documents appropriately in medical alert box	5	<input type="radio"/>	<input type="radio"/>	<input type="radio"/>	<input type="radio"/>						
Documents medications and contraindications	6	<input type="radio"/>	<input type="radio"/>	<input type="radio"/>	<input type="radio"/>						

Click Grade Header and you will see comments

Grade Entry
71.220.34.60

Doe, Jane Active All Doe, John - 06/07/2021 - Calc - Perio - C.B. - NON GRADED

Grade Header 

Date <input type="text" value="06/07/2021"/>	Patient (Enter 2 Characters) <input type="text" value="Doe, John 01/01/1960"/>	Debridement Skill Level	
Clinic <input type="text" value="NON GRADED"/>	Instructor <input type="text" value="Cynthia Biron"/>	Calculus <input checked="" type="radio"/> N/A <input type="radio"/> 0 <input type="radio"/> I <input type="radio"/> II <input type="radio"/> III <input type="radio"/> IV	Perio <input checked="" type="radio"/> N/A <input type="radio"/> 0 <input type="radio"/> I <input type="radio"/> II <input type="radio"/> III <input type="radio"/> IV
Treatment Phase <input type="text" value="02. Initial appointment with student"/>	Special Needs <input checked="" type="checkbox"/> Details <input type="text" value="wheel chair"/>	Critical Error <input type="text" value="0.00"/>	Extra Credit <input type="text" value="0.00"/>
Quad / Sextant <input type="text"/>	Gingival Perio Disease <input type="text" value="Generalized Gingivitis"/>	Auto Calc <input type="text" value="0.25"/>	Total <input type="text" value="0.25"/>
<input type="checkbox"/> Recare <input type="checkbox"/> Patient Complete	ASA <input type="radio"/> N/A <input type="radio"/> I <input checked="" type="radio"/> II <input type="radio"/> III <input type="radio"/> IV	<input checked="" type="checkbox"/> Save Grade Header <input type="checkbox"/> Delete Record	
<input type="button" value="Calculus Chart"/>	Comments Completed Initial Assessment 1-CB The patient said they had surgery. Please ask them when and what the surgery was and if any other details		

Complete Grading Assessment

Eoio ▾						
SubCompetency		+	✓	×	N/A	Comm
Technique - visual, palpation, auscultation, order	10	<input checked="" type="radio"/>	<input type="radio"/>	<input type="radio"/>	<input type="radio"/>	
I.D. ABNORMALITY, measures, describes, DOCUMENTS	11	<input checked="" type="radio"/>	<input type="radio"/>	<input type="radio"/>	<input type="radio"/>	
Assessment UPDATE at successive and recall appts.	12	<input checked="" type="radio"/>	<input type="radio"/>	<input type="radio"/>	<input type="radio"/>	

Occl ▾						
SubCompetency		+	✓	×	N/A	Comm
Angle's classification	13	<input checked="" type="radio"/>	<input type="radio"/>	<input type="radio"/>	<input type="radio"/>	
Overjet - Underbite	14	<input checked="" type="radio"/>	<input type="radio"/>	<input type="radio"/>	<input type="radio"/>	
Overbite - Openbite	15	<input checked="" type="radio"/>	<input type="radio"/>	<input type="radio"/>	<input type="radio"/>	
Crossbite	16	<input checked="" type="radio"/>	<input type="radio"/>	<input type="radio"/>	<input type="radio"/>	
Deviations	17	<input checked="" type="radio"/>	<input type="radio"/>	<input type="radio"/>	<input type="radio"/>	
Parafunctional habits	18	<input checked="" type="radio"/>	<input type="radio"/>	<input type="radio"/>	<input type="radio"/>	
Study Models: interpretation	19	<input checked="" type="radio"/>	<input type="radio"/>	<input type="radio"/>	<input type="radio"/>	

Perio ▾						
SubCompetency		+	✓	×	N/A	Comm
Gingival description: condition, color, size, shape, texture	20	<input checked="" type="radio"/>	<input type="radio"/>	<input type="radio"/>	<input type="radio"/>	
Recession measurements	21	<input checked="" type="radio"/>	<input type="radio"/>	<input type="radio"/>	<input type="radio"/>	
Pocket measurement accuracy	22	<input checked="" type="radio"/>	<input type="radio"/>	<input type="radio"/>	<input type="radio"/>	
C.A.L. Measures zone of attached gingiva, notes clinical attachment level	23	<input checked="" type="radio"/>	<input type="radio"/>	<input type="radio"/>	<input type="radio"/>	
Bleeding points noted	24	<input checked="" type="radio"/>	<input type="radio"/>	<input type="radio"/>	<input type="radio"/>	
Mobility accurately classified and documented	25	<input checked="" type="radio"/>	<input type="radio"/>	<input type="radio"/>	<input type="radio"/>	
Furcation involvement (symbols on chart)	26	<input checked="" type="radio"/>	<input type="radio"/>	<input type="radio"/>	<input type="radio"/>	
Etiological Factors	27	<input checked="" type="radio"/>	<input type="radio"/>	<input type="radio"/>	<input type="radio"/>	
Accuracy of summary statement of perio status AAP/EFP Stage & Grade documented	29	<input checked="" type="radio"/>	<input type="radio"/>	<input type="radio"/>	<input type="radio"/>	

Rad ▾						
SubCompetency		+	✓	×	N/A	Comm
PRESCRIPTION prior to taking radiographs	28	<input checked="" type="radio"/>	<input type="radio"/>	<input type="radio"/>	<input type="radio"/>	
APPROVAL prior to taking retakes	30	<input checked="" type="radio"/>	<input type="radio"/>	<input type="radio"/>	<input type="radio"/>	
Interpretation/correlation: EO/IO perio + hard tissue exam	31	<input checked="" type="radio"/>	<input type="radio"/>	<input type="radio"/>	<input type="radio"/>	
NAME/DATE on radiographs computerized records	32	<input checked="" type="radio"/>	<input type="radio"/>	<input type="radio"/>	<input type="radio"/>	
Technique/ process	33	<input checked="" type="radio"/>	<input type="radio"/>	<input type="radio"/>	<input type="radio"/>	
CONFERS with Dr. on diagnosis	34	<input checked="" type="radio"/>	<input type="radio"/>	<input type="radio"/>	<input type="radio"/>	

Hrd tis ▾						
SubCompetency		+	✓	×	N/A	Comm
Missing teeth I.D.	35	<input checked="" type="radio"/>	<input type="radio"/>	<input type="radio"/>	<input type="radio"/>	
Restoration I.D.	36	<input checked="" type="radio"/>	<input type="radio"/>	<input type="radio"/>	<input type="radio"/>	
Caries I.D.	37	<input checked="" type="radio"/>	<input type="radio"/>	<input type="radio"/>	<input type="radio"/>	
ABNORMALITY I.D., rotations, versions, migrations	38	<input checked="" type="radio"/>	<input type="radio"/>	<input type="radio"/>	<input type="radio"/>	
UPDATES at successive and recare appointments	39	<input checked="" type="radio"/>	<input type="radio"/>	<input type="radio"/>	<input type="radio"/>	

Dep ▾						
SubCompetency		+	✓	×	N/A	Comm
Supra underassessed /overassessed	40	<input checked="" type="radio"/>	<input type="radio"/>	<input type="radio"/>	<input type="radio"/>	
Sub underassessed/overassessed	41	<input checked="" type="radio"/>	<input type="radio"/>	<input type="radio"/>	<input type="radio"/>	
Soft deposit assessment and indices	42	<input checked="" type="radio"/>	<input type="radio"/>	<input type="radio"/>	<input type="radio"/>	
Assessment of stain	43	<input checked="" type="radio"/>	<input type="radio"/>	<input type="radio"/>	<input type="radio"/>	
UPDATES AT SUCCESSIVE APPOINTMENTS	44	<input checked="" type="radio"/>	<input type="radio"/>	<input type="radio"/>	<input type="radio"/>	

Then click on Planning



Save Grade Details

Assessment 1 - 44 Planning 46 - 53 Implementation 54 - 108 Evaluation 109 - 140

SubCompetency	+	✓	×	N/A	Comm	
Further QUESTIONS Findings	1	<input checked="" type="radio"/>	<input type="radio"/>	<input type="radio"/>	<input type="radio"/>	
USES references	2	<input type="radio"/>	<input type="radio"/>	<input type="radio"/>	<input type="radio"/>	
Vital Signs accurate techniques	3	<input type="radio"/>	<input type="radio"/>	<input type="radio"/>	<input type="radio"/>	
NOTIFIES Instructor of risk factors before check-in	4	<input type="radio"/>	<input type="radio"/>	<input type="radio"/>	<input type="radio"/>	
Documents appropriately in medical alert box	5	<input type="radio"/>	<input type="radio"/>	<input type="radio"/>	<input type="radio"/>	
Documents medications and contraindications	6	<input type="radio"/>	<input type="radio"/>	<input type="radio"/>	<input type="radio"/>	
Documents lifestyle RISK factors	7	<input type="radio"/>	<input type="radio"/>	<input type="radio"/>	<input type="radio"/>	
Documents a concise statement "summary of health"	8	<input type="radio"/>	<input type="radio"/>	<input type="radio"/>	<input type="radio"/>	
UPDATES history at successive and recall appts	9	<input type="radio"/>	<input type="radio"/>	<input type="radio"/>	<input type="radio"/>	

SubCompetency	+	✓	×	N/A	Comm	
Technique - visual, palpation, auscultation, order	10	<input type="radio"/>	<input type="radio"/>	<input type="radio"/>	<input type="radio"/>	
I.D. ABNORMALITY, measures, describes, DOCUMENTS	11	<input type="radio"/>	<input type="radio"/>	<input type="radio"/>	<input type="radio"/>	
Assessment UPDATE at successive and recall appts.	12	<input type="radio"/>	<input type="radio"/>	<input type="radio"/>	<input type="radio"/>	

SubCompetency	+	✓	×	N/A	Comm	
Angle's classification	13	<input type="radio"/>	<input type="radio"/>	<input type="radio"/>	<input type="radio"/>	
Overjet - Underbite	14	<input type="radio"/>	<input type="radio"/>	<input type="radio"/>	<input type="radio"/>	
Overbite - Openbite	15	<input type="radio"/>	<input type="radio"/>	<input type="radio"/>	<input type="radio"/>	
Crossbite	16	<input type="radio"/>	<input type="radio"/>	<input type="radio"/>	<input type="radio"/>	

SubCompetency	+	✓	×	N/A	Comm	
Gingival description: condition, color, size, shape, texture	20	<input type="radio"/>	<input type="radio"/>	<input type="radio"/>	<input type="radio"/>	
Recession measurements	21	<input type="radio"/>	<input type="radio"/>	<input type="radio"/>	<input type="radio"/>	
Pocket measurement accuracy	22	<input type="radio"/>	<input type="radio"/>	<input type="radio"/>	<input type="radio"/>	
C.A.L. Measures zone of attached gingiva, notes clinical attachment level	23	<input type="radio"/>	<input type="radio"/>	<input type="radio"/>	<input type="radio"/>	

Student: Doe, Jane Grade: Doe, John - 06/07/2021 - Calc - Perio - C.B. - NON GRADED

Then Planning Appears Along with Comments

America's Software Corporation

TalEval - Dental Clinical Evaluation

Tallahassee Community College
Cynthia Biron

Home [Setup Lists] [Student Data] [Patient Data] [Student Evaluation] [User Setup] [Grade Validation] Logout

Generalized Gingivitis

ASA
 N/A I II III IV

Comments
Completed Initial Assessment
1-CB The patient said they had surgery. Please ask them when and what the surgery was and if any other details

Critical Error 0.00
Extra Credit 0.00
Auto Calc 0.25
Total 0.25

Recare Patient Complete

Calculus Chart

Save Grade Header
 Delete Record

Save Grade Details

Assessment 1 - 44 **Planning 45 - 53** Implementation 54 - 108 Evaluation 109 - 140

SubCompetency	+	✓	x	N/A	Comm	
Formulates, presents dental hygiene diagnosis applies evidence-based decision making	45	<input checked="" type="radio"/>	<input type="radio"/>	<input type="radio"/>	<input type="radio"/>	<input type="text"/>
Prioritizes on patient's needs, changes as needed	46	<input checked="" type="radio"/>	<input type="radio"/>	<input type="radio"/>	<input type="radio"/>	<input type="text"/>
Has realistic goals for the process of care	47	<input checked="" type="radio"/>	<input type="radio"/>	<input type="radio"/>	<input type="radio"/>	<input type="text"/>
Plans the correct number/sequence of appointments	48	<input checked="" type="radio"/>	<input type="radio"/>	<input type="radio"/>	<input type="radio"/>	<input type="text"/>
PLANS for pain control and stress reduction	49	<input checked="" type="radio"/>	<input type="radio"/>	<input type="radio"/>	<input type="radio"/>	<input type="text"/>
Plans timeframe for recare appointments	50	<input checked="" type="radio"/>	<input type="radio"/>	<input type="radio"/>	<input type="radio"/>	<input type="text"/>
Explains the need for referral to a specialty practice	51	<input checked="" type="radio"/>	<input type="radio"/>	<input type="radio"/>	<input type="radio"/>	<input type="text"/>
Explains plan, alternatives, expected outcomes, expenses	52	<input checked="" type="radio"/>	<input type="radio"/>	<input type="radio"/>	<input type="radio"/>	<input type="text"/>
Patient CONSENT of plan confirmed with signatures	53	<input checked="" type="radio"/>	<input type="radio"/>	<input type="radio"/>	<input type="radio"/>	<input type="text"/>

Save Grade Details

After you grade Planning, Check-in is complete. Then click

Begin Grading Implementation

SubCompetency	+	✓	✗	N/A	Comm	
EDUCATES patient on conditions, needs, and commitment	54	<input checked="" type="radio"/>	<input type="radio"/>	<input type="radio"/>	<input type="radio"/>	
Overall health condition CONSIDERED in instruction	55	<input checked="" type="radio"/>	<input type="radio"/>	<input type="radio"/>	<input type="radio"/>	
Correct toothbrush and technique taught	56	<input checked="" type="radio"/>	<input type="radio"/>	<input type="radio"/>	<input type="radio"/>	
CORRECT interdental aids and techniques taught	57	<input checked="" type="radio"/>	<input type="radio"/>	<input type="radio"/>	<input type="radio"/>	
Presentation - delivery, LAY TERMS, visual aids, etc.	58	<input checked="" type="radio"/>	<input type="radio"/>	<input type="radio"/>	<input type="radio"/>	
Plaque index explained to patient	59	<input checked="" type="radio"/>	<input type="radio"/>	<input type="radio"/>	<input type="radio"/>	
Patient as plaque free as possible after OHI	60	<input checked="" type="radio"/>	<input type="radio"/>	<input type="radio"/>	<input type="radio"/>	
Tobacco cessation as NEEDED utilizing current methodology	61	<input checked="" type="radio"/>	<input type="radio"/>	<input type="radio"/>	<input type="radio"/>	
Dietary Counseling and lifestyle concerns	62	<input checked="" type="radio"/>	<input type="radio"/>	<input type="radio"/>	<input type="radio"/>	
Selective coronal polishing: explains, uses correct techniques	63	<input checked="" type="radio"/>	<input type="radio"/>	<input type="radio"/>	<input type="radio"/>	
Topical fluoride treatment: explains correct data	64	<input checked="" type="radio"/>	<input type="radio"/>	<input type="radio"/>	<input type="radio"/>	
Fluoride self care instruction as indicated	65	<input checked="" type="radio"/>	<input type="radio"/>	<input type="radio"/>	<input type="radio"/>	
Care of restorations, oral appliances, dentures	66	<input checked="" type="radio"/>	<input type="radio"/>	<input type="radio"/>	<input type="radio"/>	
Pit & Fissure sealants as prescribed, techniques, results	67	<input checked="" type="radio"/>	<input type="radio"/>	<input type="radio"/>	<input type="radio"/>	
Antibacterial placement agents (Arestin, etc.)	68	<input checked="" type="radio"/>	<input type="radio"/>	<input type="radio"/>	<input type="radio"/>	
Chemotherapeutic agents (chlorhexidine, etc.)	69	<input checked="" type="radio"/>	<input type="radio"/>	<input type="radio"/>	<input type="radio"/>	
Desensitizing indications, products, techniques	70	<input checked="" type="radio"/>	<input type="radio"/>	<input type="radio"/>	<input type="radio"/>	
UPDATES at successive and recare appointments	71	<input checked="" type="radio"/>	<input type="radio"/>	<input type="radio"/>	<input type="radio"/>	

SubCompetency	+	✓	✗	N/A	Comm	
INDICATIONS/CONTRAINDICATIONS - clinician's judgement	72	<input checked="" type="radio"/>	<input type="radio"/>	<input type="radio"/>	<input type="radio"/>	
EXPLAINS the need, procedure, post op. precautions	73	<input checked="" type="radio"/>	<input type="radio"/>	<input type="radio"/>	<input type="radio"/>	
SELECTION of type of local anesthetic	74	<input checked="" type="radio"/>	<input type="radio"/>	<input type="radio"/>	<input type="radio"/>	
Topical anesthetic APPLICATION	75	<input checked="" type="radio"/>	<input type="radio"/>	<input type="radio"/>	<input type="radio"/>	
Local anesthesia set up/administration TECHNIQUE	76	<input checked="" type="radio"/>	<input type="radio"/>	<input type="radio"/>	<input type="radio"/>	
Sedation: preparation/monitoring	77	<input checked="" type="radio"/>	<input type="radio"/>	<input type="radio"/>	<input type="radio"/>	
Antianxiety measures (presedation) clinician's JUDGEMENT	78	<input checked="" type="radio"/>	<input type="radio"/>	<input type="radio"/>	<input type="radio"/>	
DOCUMENTS record: type, amount, effectiveness, reactions	79	<input checked="" type="radio"/>	<input type="radio"/>	<input type="radio"/>	<input type="radio"/>	

Implementation Continued on Next Slide

Inst ▾						
SubCompetency	+	✓	×	N/A	Comm	
Appropriate indications for ultrasonics, deposits, health status, risks	80	<input checked="" type="radio"/>	<input type="radio"/>	<input type="radio"/>	<input type="radio"/>	
Explanation of procedure to patient	81	<input checked="" type="radio"/>	<input type="radio"/>	<input type="radio"/>	<input type="radio"/>	
Equipment preparation: PT/OP protections, safety/tip selection	82	<input checked="" type="radio"/>	<input type="radio"/>	<input type="radio"/>	<input type="radio"/>	
Pt/op positioning-neutral wrist, clock/handle position with ultrasonic	83	<input checked="" type="radio"/>	<input type="radio"/>	<input type="radio"/>	<input type="radio"/>	
Technique-placement and movement of ultrasonic tip/fulcrum	84	<input checked="" type="radio"/>	<input type="radio"/>	<input type="radio"/>	<input type="radio"/>	
Retraction of soft tissue, avoids spray on patients face	85	<input checked="" type="radio"/>	<input type="radio"/>	<input type="radio"/>	<input type="radio"/>	
Fluid control suction, pt. not swallowing fluid, debris during ultrasonic or hand instrumentation	86	<input checked="" type="radio"/>	<input type="radio"/>	<input type="radio"/>	<input type="radio"/>	
Pt/op positioning-neutral wrist during hand instrumentation	87	<input checked="" type="radio"/>	<input type="radio"/>	<input type="radio"/>	<input type="radio"/>	
Retraction/indirect vision	88	<input checked="" type="radio"/>	<input type="radio"/>	<input type="radio"/>	<input type="radio"/>	
Instrument selection, correct for area (end/edge) sharpness	89	<input checked="" type="radio"/>	<input type="radio"/>	<input type="radio"/>	<input type="radio"/>	
Grasp (no split) fulcrum finger advanced, "C" thumb-index	90	<input checked="" type="radio"/>	<input type="radio"/>	<input type="radio"/>	<input type="radio"/>	
Fulcrum placement, use, pivot, not traveling	91	<input checked="" type="radio"/>	<input type="radio"/>	<input type="radio"/>	<input type="radio"/>	
Parallelism- facial/lingual(way tooth grows)	92	<input checked="" type="radio"/>	<input type="radio"/>	<input type="radio"/>	<input type="radio"/>	
Subgingival insertion at line angle, toe leads at 0 degrees	93	<input checked="" type="radio"/>	<input type="radio"/>	<input type="radio"/>	<input type="radio"/>	
Exploratory stroke first, reposition under deposit	94	<input checked="" type="radio"/>	<input type="radio"/>	<input type="radio"/>	<input type="radio"/>	
Adaptation: face of toe third on tooth	95	<input checked="" type="radio"/>	<input type="radio"/>	<input type="radio"/>	<input type="radio"/>	
Activation: whole hand as unit, press while opening	96	<input checked="" type="radio"/>	<input type="radio"/>	<input type="radio"/>	<input type="radio"/>	
Angulation 45-80 not closing on face during stroke	97	<input checked="" type="radio"/>	<input type="radio"/>	<input type="radio"/>	<input type="radio"/>	
Pressure: lt-mod scaling, very light planing, no scraping	98	<input checked="" type="radio"/>	<input type="radio"/>	<input type="radio"/>	<input type="radio"/>	
Stroke control: <2mm bite scaling/long light shave planing	99	<input checked="" type="radio"/>	<input type="radio"/>	<input type="radio"/>	<input type="radio"/>	
Vertical or oblique strokes for scaling, horizontal for planing	100	<input checked="" type="radio"/>	<input type="radio"/>	<input type="radio"/>	<input type="radio"/>	
HANDS STEADY, no visible shaking or trembling	101	<input checked="" type="radio"/>	<input type="radio"/>	<input type="radio"/>	<input type="radio"/>	
Removal of extrinsic stain and biofilm	102	<input checked="" type="radio"/>	<input type="radio"/>	<input type="radio"/>	<input type="radio"/>	
Finish by flossing, and uses subgingival irrigation PRN	103	<input checked="" type="radio"/>	<input type="radio"/>	<input type="radio"/>	<input type="radio"/>	

Calc ▾						
SubCompetency		+	✓	×	N/A	Comm
% supra removed	104	<input checked="" type="radio"/>	<input type="radio"/>	<input type="radio"/>	<input type="radio"/>	
% sub removed	105	<input checked="" type="radio"/>	<input type="radio"/>	<input type="radio"/>	<input type="radio"/>	
NO LACERATIONS	106	<input checked="" type="radio"/>	<input type="radio"/>	<input type="radio"/>	<input type="radio"/>	
no burnished calculus	107	<input checked="" type="radio"/>	<input type="radio"/>	<input type="radio"/>	<input type="radio"/>	
self evaluates (air, explores) states where calculus remains	108	<input checked="" type="radio"/>	<input type="radio"/>	<input type="radio"/>	<input type="radio"/>	

Click on Evaluation

Assessment 1 - 44

Planning 45 - 53

Save Grade Details

Implementation 54 - 108

Evaluation 109 - 140



Assessment 1 - 44		Planning 45 - 53				
QA						
SubCompetency		+	✓	✗	N/A	Comm
Organization, sequence in appointment procedures	109	●	○	○	○	🗨️
Equipment preparation set up/break down	110	●	○	○	○	🗨️
DOCUMENTATION, entries incomputerized record control	111	●	○	○	○	🗨️
No gloves at check in, gloves on at check out	112	●	○	○	○	🗨️
Reason for visit discussed & documented	113	●	○	○	○	🗨️
Treatment record page documented	114	●	○	○	○	🗨️
Patient's name/date on every page	115	●	○	○	○	🗨️
Makes certain all chart entries have signatures	116	●	○	○	○	🗨️
Completes student QA chart review	117	●	○	○	○	🗨️
Treatment plan is patient centered and followed to completion	118	●	○	○	○	🗨️
Student evaluation of care (treatment results documented)	119	●	○	○	○	🗨️
Continued/comprehensive care - referrals recommended	120	●	○	○	○	🗨️
Recare appointment times scheduled	121	●	○	○	○	🗨️

Ethics/Prof						
SubCompetency		+	✓	✗	N/A	Comm
Attendance, arrives on time/does not leave early	122	●	○	○	○	🗨️
Time management	123	●	○	○	○	🗨️
Infection control and PATIENT SAFETY	124	●	○	○	○	🗨️
ALL CRITICAL Appearance, demeanor, attitude, composure, judgment	125	●	○	○	○	🗨️
Consent forms SIGNED QQ	126	●	○	○	○	🗨️
Discretion and patient PRIVACY	127	●	○	○	○	🗨️
Patient management, rapport, compassion	128	●	○	○	○	🗨️
Teampayer self directed, helps	129	●	○	○	○	🗨️
Accepts fair, negative feedback	130	●	○	○	○	🗨️
Recognizes the need to learn	131	●	○	○	○	🗨️
Acknowledges and CORRECTS errors	132	●	○	○	○	🗨️
Practices effective communication skills	133	●	○	○	○	🗨️
Proper grammar spoken and written	134	●	○	○	○	🗨️
Practices WITHIN LIMITS of knowledge and skills	135	●	○	○	○	🗨️
FOLLOWS, rules, laws and regulations	136	●	○	○	○	🗨️
Meets commitments	137	●	○	○	○	🗨️
Reports misconduct	138	●	○	○	○	🗨️
Completes assignments on time	139	●	○	○	○	🗨️
Makes learning a top priority. Has no more than 4 *No Patient Appointments per semester	140	●	○	○	○	🗨️

Make sure all errors found are supported by comments in the grade header. Then save grade details



Save Grade Details



If the student did debridement enter Quad/Sextant and Debridement Skill Level

Grade Entry
71.220.34.60

Doe, Jane Active All Doe, John - 06/07/2021 - Calc - Perio - C.B. - NON GRADED

Grade Header ▾

Date 06/07/2021

Patient Doe, John 01/01/1960

Clinic NON GRADED ▾

Instructor Cynthia Biron ▾

Treatment Phase 02. Initial appointment with student ▾

Special Needs Details wheel chair

Quad / Sextant Sextant 1

Gingival Perio Disease Generalized Gingivitis ▾

ASA N/A I II III IV

Debridement Skill Level

Calculus N/A 0 I II III IV

Perio N/A 0 I II III IV

Critical Error 0.00

Extra Credit 0.00

Auto Calc 0.25

Total 0.25

Recare Patient Complete

Save Grade Header

Save Grade Details

Comments
Completed Initial Assessment
1-CB The patient said they had surgery. Please ask them when and what the surgery was and if any other details

If this was a "Recare" patient click box

If the patient was completed(all quads debrided and treatment finished) click box

Grade Entry
71.220.34.60

Doe, Jane Active All Doe, John - 06/07/2021 - Calc - Perio - C.B. - NON GRADED

Grade Header ▾

Date

Clinic

Treatment Phase

Quad / Sextant

Recare Patient Complete

Calculus Chart

Patient

Instructor

Special Needs Details

Gingival Perio Disease

ASA N/A I II III IV

Comments

Debridement Skill Level

Calculus N/A 0 I II III IV

Perio N/A 0 I II III IV

Critical Error

Extra Credit

Auto Calc

Total

Save Grade Header

Delete Record

Save Grade Details

Review the header to make sure all entries are correct. Then save

